

RP42 - RP42Z

RP42/RP42Z buttons stand out for their sober, elegant and sophisticated style and sturdiness.

Customers can choose from a large selection of floor and car push-button boxes panels.

Buttons fastened on the push-button box with elastic tabs result in practical assembly and product affordability.

This minimises maintenance, making ELMi buttons state-of-the-art in the industry and suitable for any installation.

They are especially suited for service columns and for push-button boxes to replace existing installations.

They come complete with bright 8-28V LED indicators, change-over contact with long-life microswitch, C-clamps and 0.8 mm travel.



PUSH BUTTONS



Power Supply: 4 Led - 12V, 24V, 9/30V.



Lighting:



FEATURES

Structure: Self-extinguishing ABS push button

Frame: Self-extinguishing chrome-plated ABS (RP42)
Chrome-plated zama (RP42Z)

- Shiny chrome
- Satin chrome
- Satin nickel-plated
- Shiny gold
- Satin gold

Assembly: Front snaps on with connectors.

Plate thickness: From 1mm to 3mm.

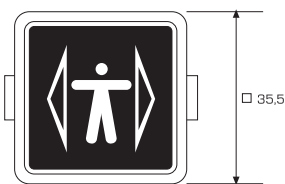
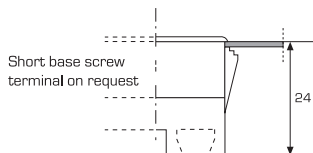
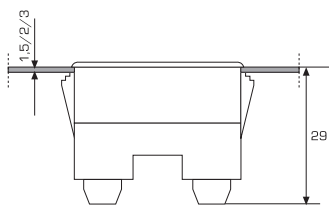
Contact: Microswitch - 24V I=20mA
1NO
1NO/1NC
2NO/2NC

Push button travel: 0,8mm


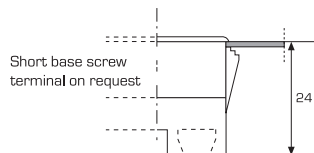
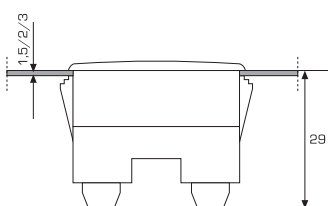
Protection rating: IP50, IP54 on request

Wiring: Screw terminals, connector terminal (on request)

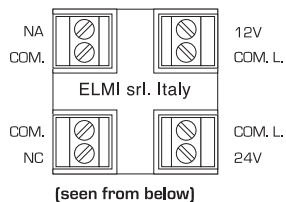
External RP42 dimensions



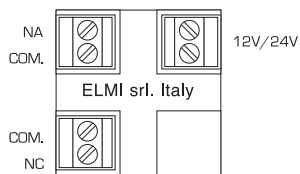
External RP42Z dimensions



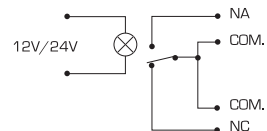
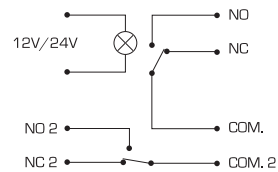
RP42-RP42Z electrical connection



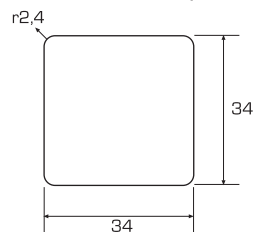
(seen from below)



(seen from below)



hole dimension on plate



Matching adhesive plates:



Aluminium printed with Braille
Colours:
Shiny / Matt Black
Shiny / Matt Dark Blue
Anthracite



Stainless steel
Finishes:
Shiny Stainless Steel
Satin Stainless Steel

Laser engraving
Pantograph engraving



Printed aluminium
Colours:
Shiny / Matt Black
Shiny / Matt Dark Blue
Anthracite



Printed zama (symbol only - no Braille)
Colours:
Shiny / Matt Black
Shiny / Matt Dark Blue
Anthracite

FEATURES

Structure: Self-extinguishing ABS indication

Frame: Self-extinguishing chrome-plated ABS (RP42)
Chrome-plated zama (RP42Z)

- Shiny chrome
- Satin chrome
- Satin nickel-plated
- Shiny gold
- Satin gold

Assembly: Front snaps on with connectors.

Plate thickness: From 1mm to 3mm.

Power Supply: 4 Leds - 12V, 24V, 9/30V.

Protection rating: IP50, IP54 on request

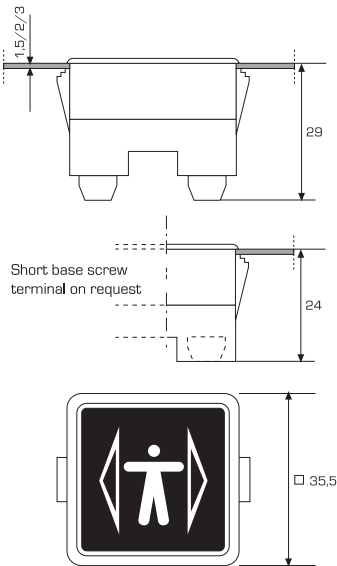
Wiring: Screw terminals, connector terminal (on request)



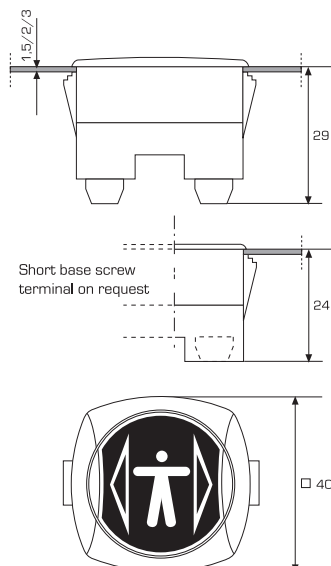
Lighting:



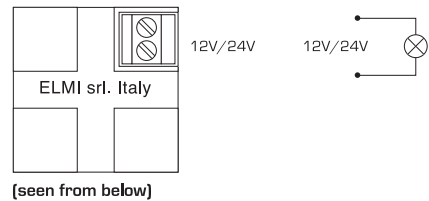
External RP42 dimensions



External RP42Z dimensions

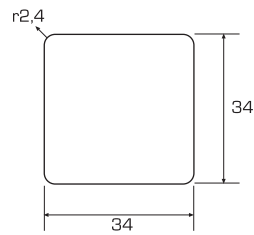


RP42-RP42Z electrical connection



(seen from below)

hole dimension on plate



Matching adhesive plates:



Polycarbonate with negative symbol for indications



Bell

Excess load

Dot (present)



+ Buzzer



Serviceman on his way

Talking face

Arrow

